

**PowerSchool Parent Portal Login Directions**

Welcome back to the 2022-23 school year. This document will walk you through the creation of your parent account. Please enter all required information as shown below. In order to complete the account setup, you'll need to link students to your account. The Parent Access ID and Access password are unique to each student; see below for your student's information.

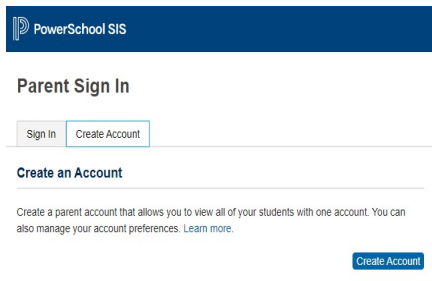
Parents who used unified classroom to access their child's grades and attendance during the 2021-2022, see page two for login information.

To access the Parent Portal please follow this link:

<https://ps.lc-ps.misd.net/public/home.html>

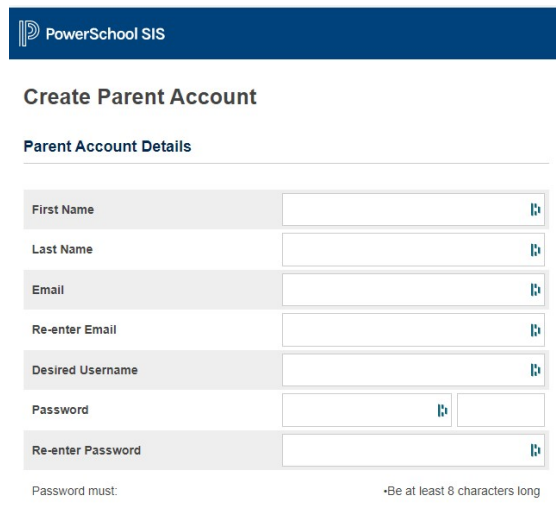
The following are the screen shots and the information required to access your child's information the first time.

1. Click on the Create Account tab and then create account on lower right corner



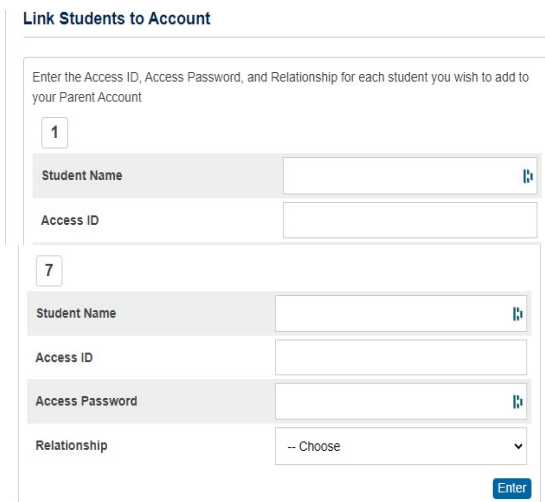
The screenshot shows the 'Parent Sign In' section of the PowerSchool SIS portal. It features two tabs: 'Sign In' and 'Create Account'. Below the tabs is a section titled 'Create an Account' with a brief description and a 'Create Account' button in the bottom right corner.

2. Complete the fields as requested



The screenshot shows the 'Create Parent Account' form. It includes fields for: First Name, Last Name, Email, Re-enter Email, Desired Username, Password, and Re-enter Password. A note at the bottom states 'Password must: -Be at least 8 characters long'.

3. To link your students you will need the Access ID and Access Password listed at the right. You can only link 7 students to one account.



The screenshot shows the 'Link Students to Account' form. It instructs users to 'Enter the Access ID, Access Password, and Relationship for each student you wish to add to your Parent Account'. It features two student entry sections, each with fields for Student Name, Access ID, Access Password, and Relationship. An 'Enter' button is located at the bottom right.

Student Name: \_\_\_\_\_

DOB: \_\_\_\_\_

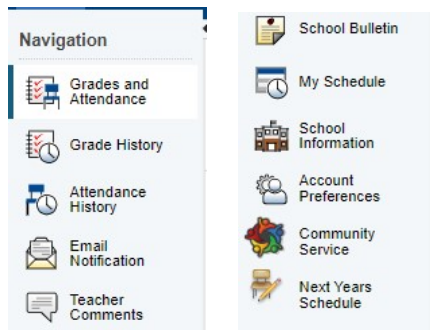
Grade Level: \_\_\_\_\_

These are case sensitive.

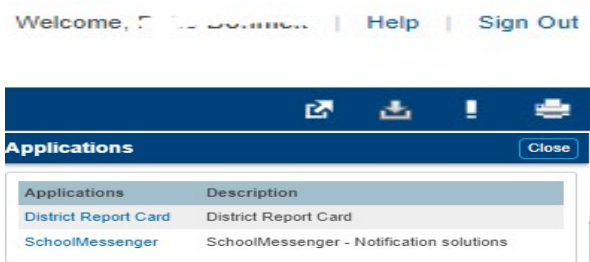
Parent Access ID: \_\_\_\_\_

Parent Access Password: \_\_\_\_\_

From the left menu you can navigate to your selection.

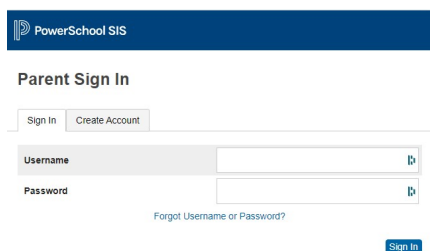


In the upper right hand corner just under your name is where you will access your child's report card and SchoolMessenger

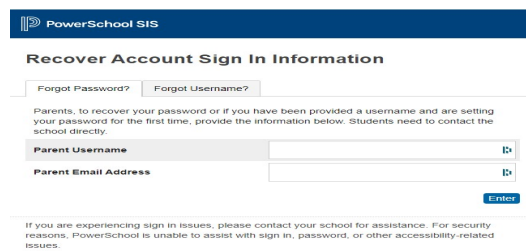


Parents who used unified classroom to access their child's grades and attendance during the 2021-2022. Enter the email address that you provided to your child's school.

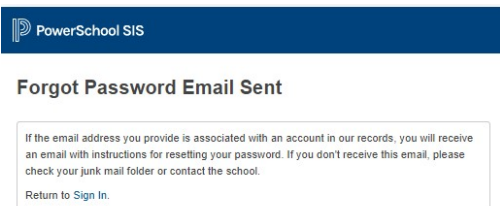
1. Click on the on forgot Username or Password



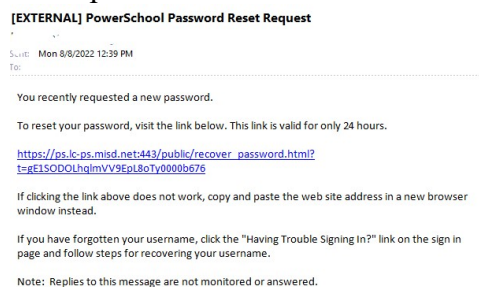
2. On the first tab (Forgot Password? (enter your username and email address (they are both your email address))



3. You will see the message below



4. Go to your email and follow the reset password instructions.



5. Enter your email address and new password twice and click enter

