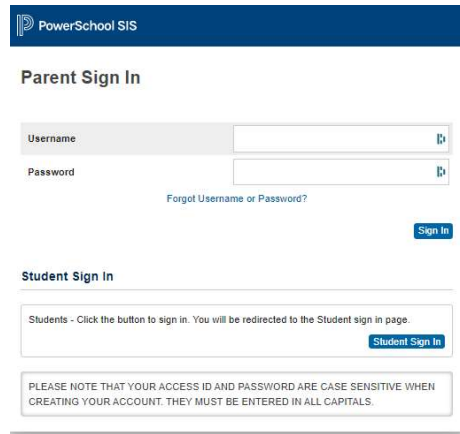


Student Portal Login Information

Welcome to the 2023-24 school year, PowerSchool Portal is a single sign-on using your Microsoft Office 365 login information to access the portal.


Link: <https://ps.lc-ps.misd.net/public/>

Click on Student Sign In link on the lower right corner of the screen



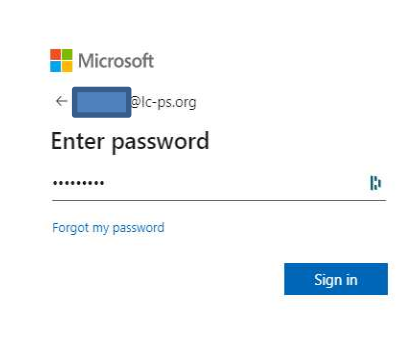
The screenshot shows the PowerSchool SIS login interface. At the top, it says "PowerSchool SIS". Below that is the "Parent Sign In" section with fields for "Username" and "Password", a "Forgot Username or Password?" link, and a "Sign In" button. Below the parent sign in is the "Student Sign In" section with a "Student Sign In" button. At the bottom, there is a note: "PLEASE NOTE THAT YOUR ACCESS ID AND PASSWORD ARE CASE SENSITIVE WHEN CREATING YOUR ACCOUNT. THEY MUST BE ENTERED IN ALL CAPITALS."

Enter your district email address then click next



The screenshot shows the Microsoft sign-in page. It features the Microsoft logo, the text "Sign in", and a text input field for "Email, phone, or Skype". Below the field is a "Next" button. A link "Can't access your account?" is also visible.

Enter your district password click sign on



The screenshot shows the Microsoft "Enter password" page. It features the Microsoft logo, a back arrow, a text input field for the email address (partially obscured by a blue box), the text "Enter password", and a password input field with masked characters. Below the password field is a "Forgot my password" link and a "Sign in" button.