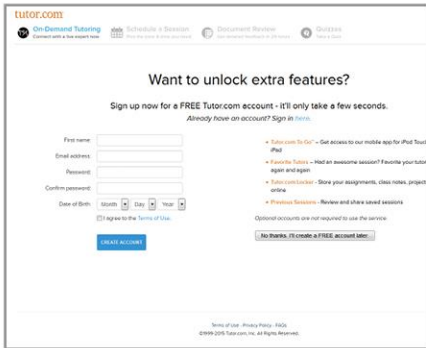


# Welcome to Tutor.com!

This is where you go to get help from a tutor or find a resource.

# HOW TO USE TUTOR.COM

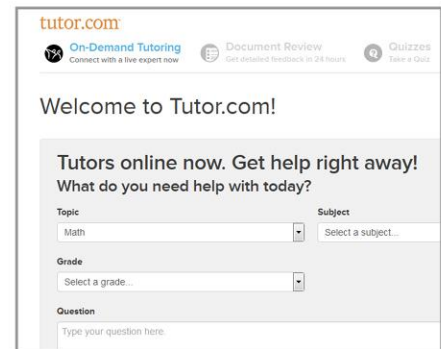
1



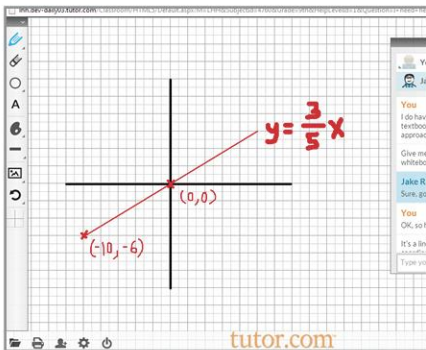
Set up an anonymous, free account so that you can take assessment quizzes, submit documents for review, tag and reconnect with your favorite tutors, store your documents and review your sessions at any time.

2

Getting help from a tutor is easy – just select your grade level from the drop down, then choose the subject with which you need help. For example, if you need help with algebra, select “Math” as your topic and “Algebra I” as your subject.




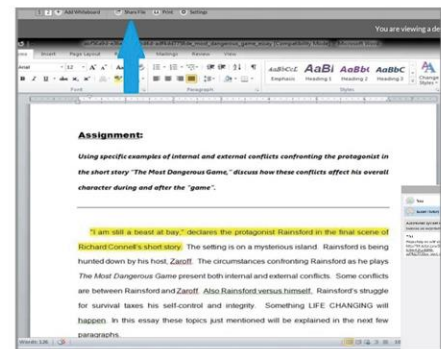
3



You and your tutor work together in the online classroom. The entire session happens on screen in real time. You can chat with your tutor and use the interactive whiteboard to draw out your problem. Use the drawing and shape tools to the left.

4

To get help with writing assignments, research papers, essays, and short stories, select SHARE FILE to upload your document. The file will open in the classroom so that you and your tutor can work on your document to make improvements. At the end of the session, your tutor will send the marked-up copy back to you.



Clinton-Macomb Public Library • <http://www.cmpl.org/ResearchHomework/>

tutor.com™

Use Tutor.com to get your **HOMework DONE** so you can get back to your life!

# Welcome to Tutor.com!

This is where you go to get help from a tutor or find a resource.



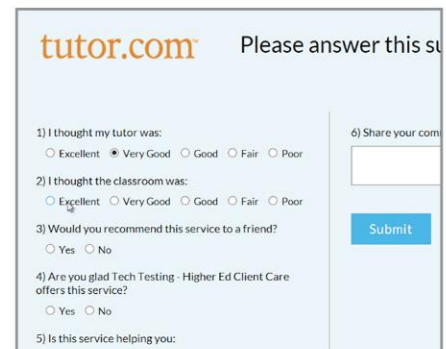
5



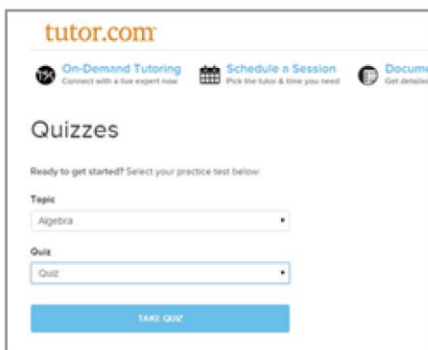
Tutors can help you find educational websites and resources for assignments and test prep. The website will appear in the classroom and a link will appear in the chat log so you can open the website in another window to bookmark it for later.

6

After each session, be sure to provide feedback to us by completing the post-session survey. You can also save, replay, email or print your session for later reference.



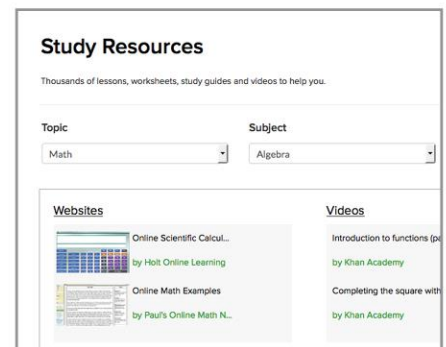
7



Be sure to try the Assessment Quizzes. Assess your skills by choosing a topic and related quiz. At the end of the quiz, we will tell you what questions you missed. You can connect with a tutor for help or access the SkillsCenter for resources.

8

As another option, you can search the SkillsCenter Resource Library to find academic instructional videos, informational websites, resume templates, interview tips and local job openings from a variety of resources.



Clinton-Macomb Public Library • <http://www.cmpl.org/ResearchHomework/>



Use Tutor.com to get your **HOMEWORK DONE** so you can get back to your life!