

LCN Student Login Information

District-Provided Platforms

Student ID: student number+first three letters of the last name

Example: [123456smi](#)





Student Email: student number+first three letters of the last name+@lc-ps.org

Example: [123456smi@lc-ps.org](#)

Student 'Default' Password: birthdate in YYYYMMDD format

Example: [20090406](#) (example birthdate April 06, 2009)

If you've already set a password use it.

Platform	Website URL	Login Needed
 schoolology	lansecreuse.schoolology.com	Student Email Default Password
 OneDrive	onedrive.live.com	Student Email Default Password
 Google Drive	drive.google.com	Student Email Default Password
 PowerSchool	ps.lc-ps.misd.net/public	Student Email Default Password

***We will be using your school issued email ([123456smi@lc-ps.org](#)) for everything so it would be wise to connect it to your mobile device and check it daily.